

THE Honey^M

FRAMED 60 LAYOUT MODULE



60 LAYOUT MONOCRYSTALLINE MODULE

320-340W POWER OUTPUT RANGE

19.9% MAXIMUM EFFICIENCY

0~+5W POSITIVE POWER TOLERANCE

Founded in 1997, Trina Solar is the world's leading total solutions provider for solar energy. With local presence around the globe, Trina Solar is able to provide exceptional service to each customer in each market and deliver our innovative, reliable products with the backing of Trina as a strong, bankable brand. Trina Solar now distributes its PV products to over 100 countries all over the world. We are committed to building strategic, mutually beneficial collaborations with installers, developers, distributors and other partners in driving smart energy together.

Comprehensive Products And System Certificates

- IEC61215/IEC61730
- ISO 9001: Quality Management System
- ISO 14001: Environmental Management System
- ISO14064: Greenhouse gases Emissions Verification
- OHSAS 18001: Occupation Health and Safety Management System



Products | Color of BS | Power Range
DD06M.08(II) | White | 320-340W



High power output

- Combined with MBB technology, maximum 340W



Outstanding visual appearance

- Designed with aesthetics in mind
- Thinner wires that appear all black at a distance



Half-cell design brings higher efficiency

- Half-Cell layout (120 monocrystalline) PERC Technology
- Low thermal coefficients for greater energy production at high operating temperature
- Low cell connection power loss due to half-cell layout (120 monocrystalline)



Highly reliable due to stringent quality control

- Over 30 in-house tests (UV, TC, HF etc)
- Internal test requirement of Trina more stringent than certification authority
- 100% EL double inspection

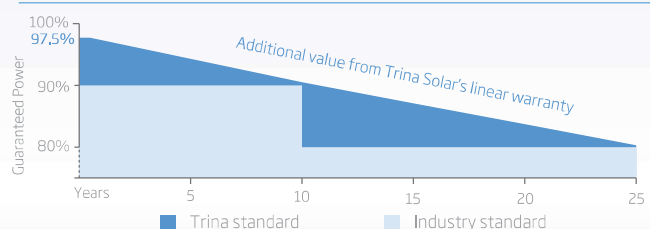


Certified to withstand the most challenging environmental conditions


- 2400 Pa negative load
- 5400 Pa positive load
- * 2400/2400 is the measured load, and the safety factor is 1.5 times

LINEAR PERFORMANCE WARRANTY

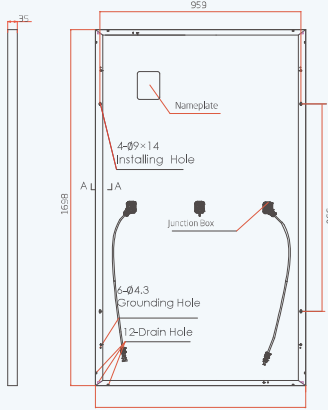
10 Year Product Warranty · 25 Year Linear Power Warranty



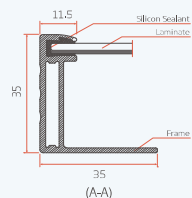
DIMENSIONS OF PV MODULE(mm)



Front View

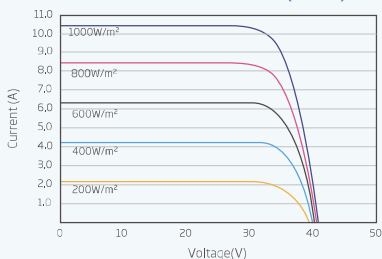


Back View

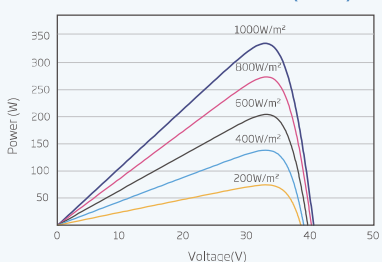


(A-A)

I-V CURVES OF PV MODULE(335W)



P-V CURVES OF PV MODULE(335W)



ELECTRICAL DATA (STC)

| Parameter | 320 | 325 | 330 | 335 | 340 |
|---------------------------------|--------|-------|-------|-------|-------|
| Peak Power Watts-PMAX (Wp)* | 320 | 325 | 330 | 335 | 340 |
| Power Output Tolerance-PMAX (W) | 0 ~ +5 | | | | |
| Maximum Power Voltage-VMPP (V) | 33.4 | 33.6 | 33.8 | 34.0 | 34.2 |
| Maximum Power Current-IMPP (A) | 9.58 | 9.67 | 9.76 | 9.85 | 9.94 |
| Open Circuit Voltage-VOC (V) | 40.3 | 40.4 | 40.6 | 40.7 | 41.1 |
| Short Circuit Current-ISC (A) | 10.20 | 10.30 | 10.39 | 10.48 | 10.55 |
| Module Efficiency η_m (%) | 18.8 | 19.1 | 19.4 | 19.7 | 19.9 |

STC: Irradiance 1000W/m², Cell Temperature 25°C, Air Mass AM1.5.
*Measuring tolerance: ±3%.

ELECTRICAL DATA (NMOT)

| Parameter | 241 | 245 | 249 | 253 | 256 |
|--------------------------------|------|------|------|------|------|
| Maximum Power-PMAX (Wp) | 241 | 245 | 249 | 253 | 256 |
| Maximum Power Voltage-VMPP (V) | 31.1 | 31.3 | 31.5 | 31.7 | 32.0 |
| Maximum Power Current-IMPP (A) | 7.75 | 7.84 | 7.90 | 7.96 | 8.02 |
| Open Circuit Voltage-VOC (V) | 38.0 | 38.1 | 38.2 | 38.3 | 38.7 |
| Short Circuit Current-ISC (A) | 8.23 | 8.31 | 8.38 | 8.45 | 8.50 |

NMOT: Irradiance at 800W/m², Ambient Temperature 20°C, Wind Speed 1m/s.

MECHANICAL DATA

| | |
|----------------------|---|
| Solar Cells | Monocrystalline |
| Cell Orientation | 120 cells (6 × 20) |
| Module Dimensions | 1698 × 1004 × 35 mm (66.85 × 39.53 × 1.38 inches) |
| Weight | 18.7kg (41.2lb) |
| Glass | 3.2mm (0.13 inches), High Transmission, AR Coated Tempered Glass |
| Encapsulant Material | EVA |
| Backsheet | White (.08) / Black (.05) |
| Frame | 35 mm (1.38 inches) Anodized Aluminium Alloy |
| J-Box | IP 68 rated |
| Cables | Photovoltaic Technology Cable 4.0mm ² (0.006 inches ²), Portrait: N 140mm/P 285mm(5.51/11.22inches) Landscape: N 1200 mm /P 1200 mm (47.24/47.24 inches) |
| Connector | MC4 / TS4 |

TEMPERATURE RATINGS

| | |
|---|-------------|
| NMOT (Nominal Module Operating Temperature) | 41°C (±3°C) |
| Temperature Coefficient of PMAX | - 0.37%/°C |
| Temperature Coefficient of VOC | - 0.29%/°C |
| Temperature Coefficient of ISC | 0.05%/°C |

MAXIMUM RATINGS

| | |
|-------------------------|---------------------------------|
| Operational Temperature | -40~+85°C |
| Maximum System Voltage | 1000V DC (IEC) 1000V DC (UL) |
| Max Series Fuse Rating | 20A |

(DO NOT connect Fuse in Combiner Box with two or more strings in parallel connection)

WARRANTY

| |
|--------------------------------------|
| 10 year Product Workmanship Warranty |
| 25 year Linear Power Warranty |

(Please refer to product warranty for details)

PACKAGING CONFIGURATION

| |
|--------------------------------------|
| Modules per box: 30 pieces |
| Modules per 40'container: 780 pieces |

